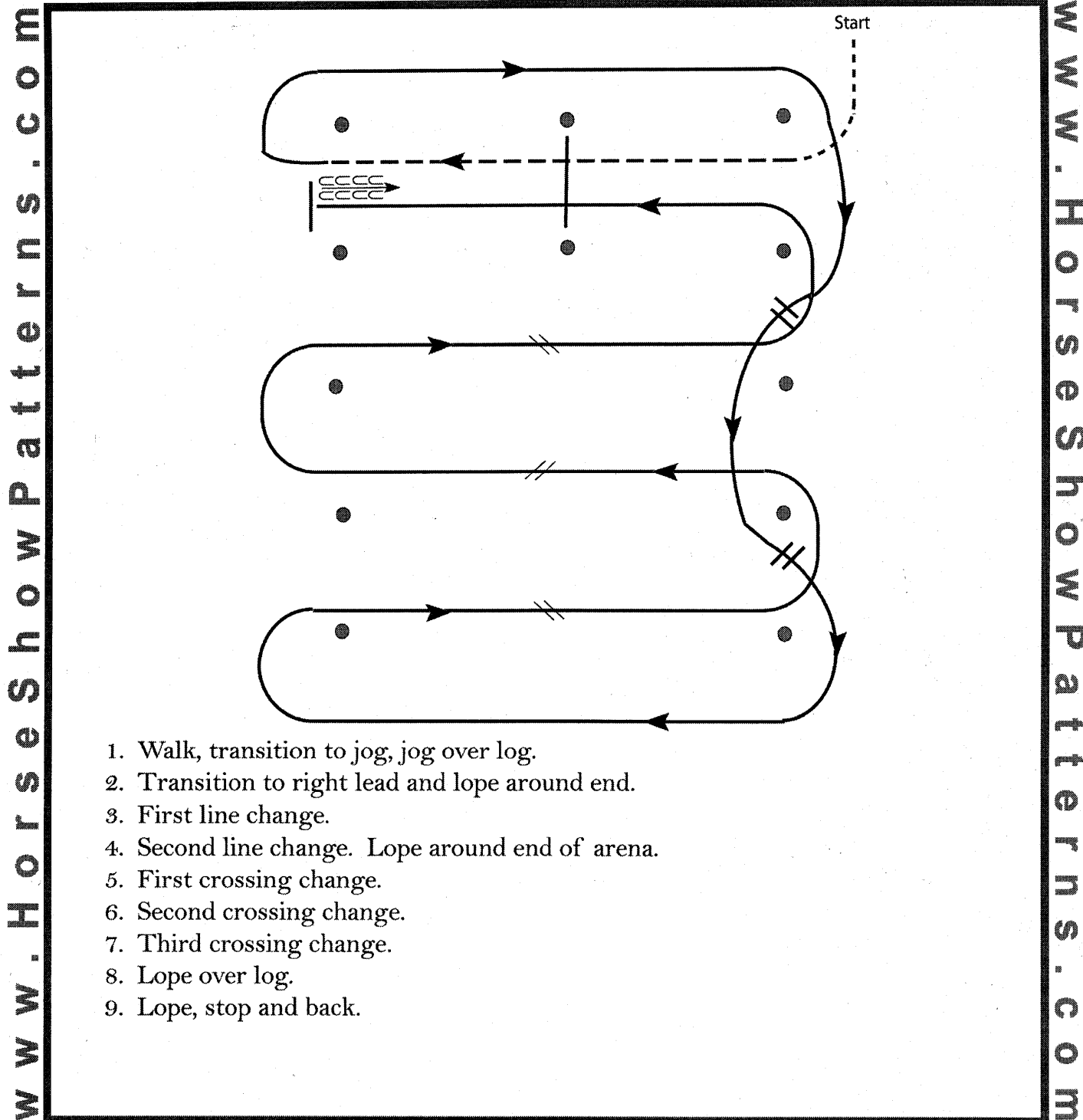


NWFQHA MARCH MADNESS CIRCUIT

LEVEL 1 WESTERN RIDING

Show Date: MARCH 22-24, 2024



[WR/GP-3]

Pattern Provided by:

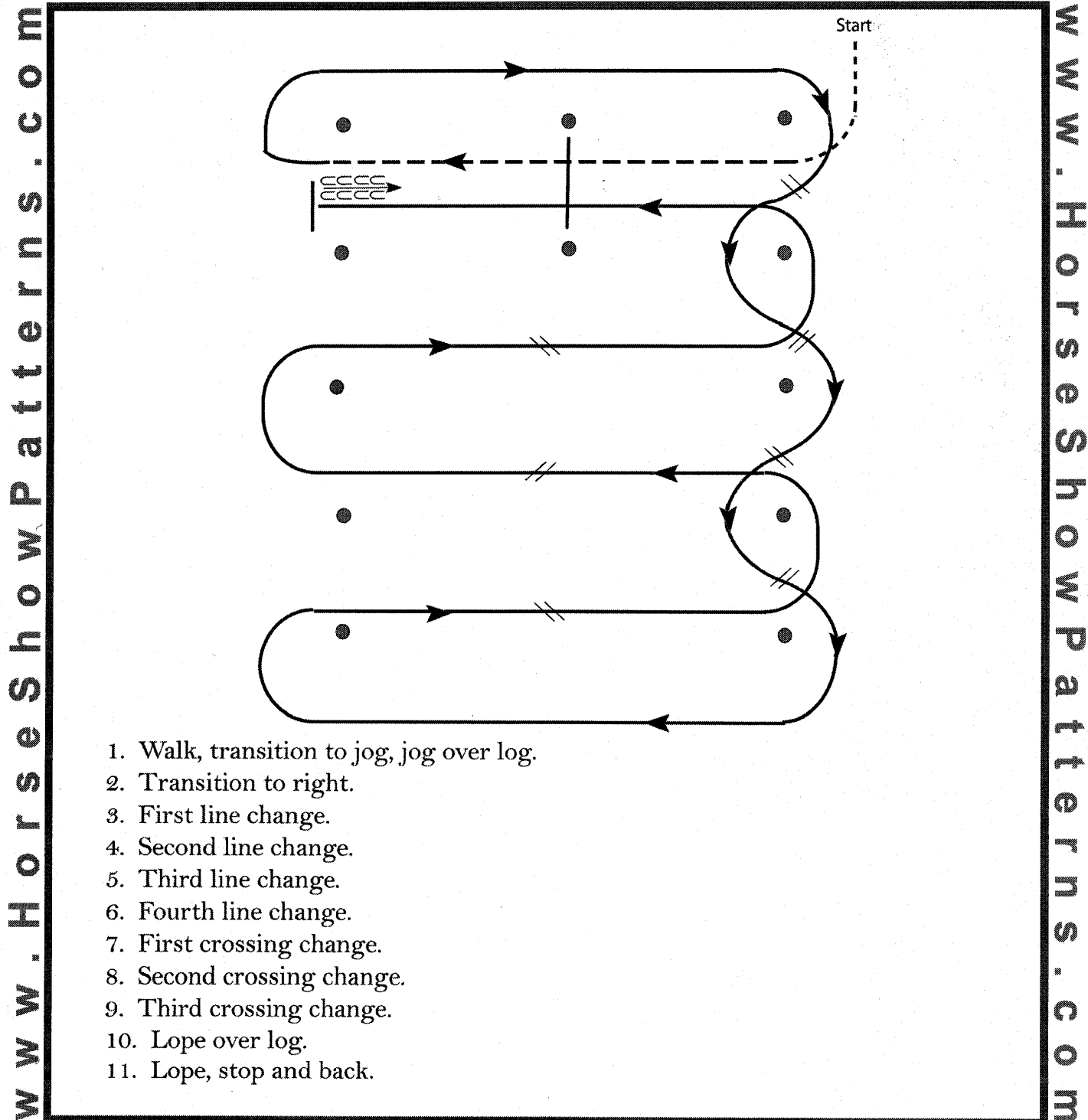
SHANNON CURL-HOLBIN

NWFQHA MARCH MADNESS CIRCUIT

AMT,YTH
ALL AGE

WESTERN RIDING

Show Date: MARCH 22-24, 2024



[WR/OP-4]

Pattern Provided by:

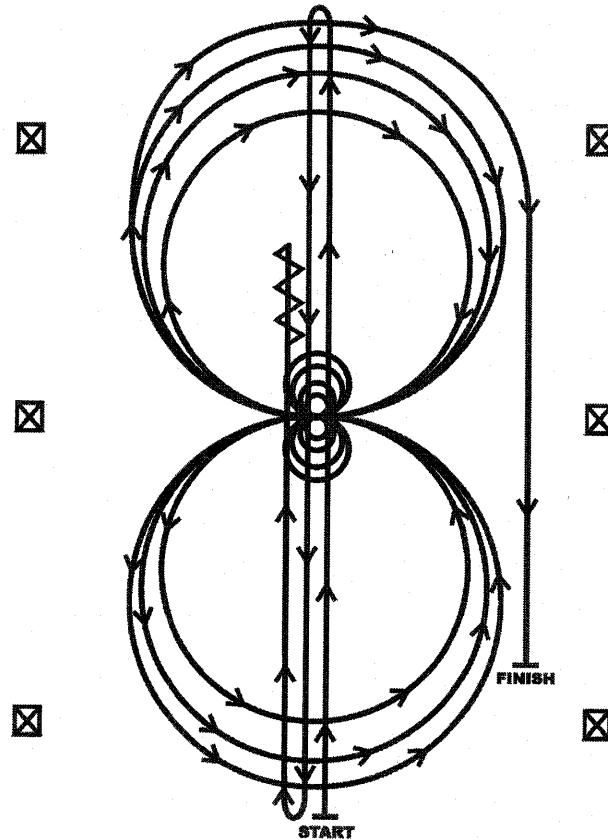
SHANNON CURL-HOLBIN

NWFQHA MARCH MADNESS CIRCUIT

ALL REINING

Show Date: MARCH 22-24, 2024

REINING PATTERN 7



1. Run at speed to the far end of the arena past the end marker and do a left rollback—no hesitation.
2. Run to the opposite end of the arena past the end marker and do a right rollback—no hesitation.
3. Run past the center marker and do a sliding stop. Back up to the center of the arena or at least ten feet (three meters). Hesitate.
4. Complete four spins to the right. Hesitate.
5. Complete four and one-quarter spins to the left so that horse is facing left wall or fence. Hesitate.
6. Beginning on the right lead, complete three circles to the right: the first two circles large fast; the third circle small and slow. Change leads at the center of the arena.
7. Complete three circles to the left: the first two circles large fast; the third circle small and slow. Change leads at the center of the arena.
8. Begin a large circle to the right but do not close this circle. Run straight down the right side of the arena past the center marker and do a sliding stop at least twenty feet (six meters) from the wall or fence. Hesitate to demonstrate completion of the pattern.

[R/AQHAP-7]

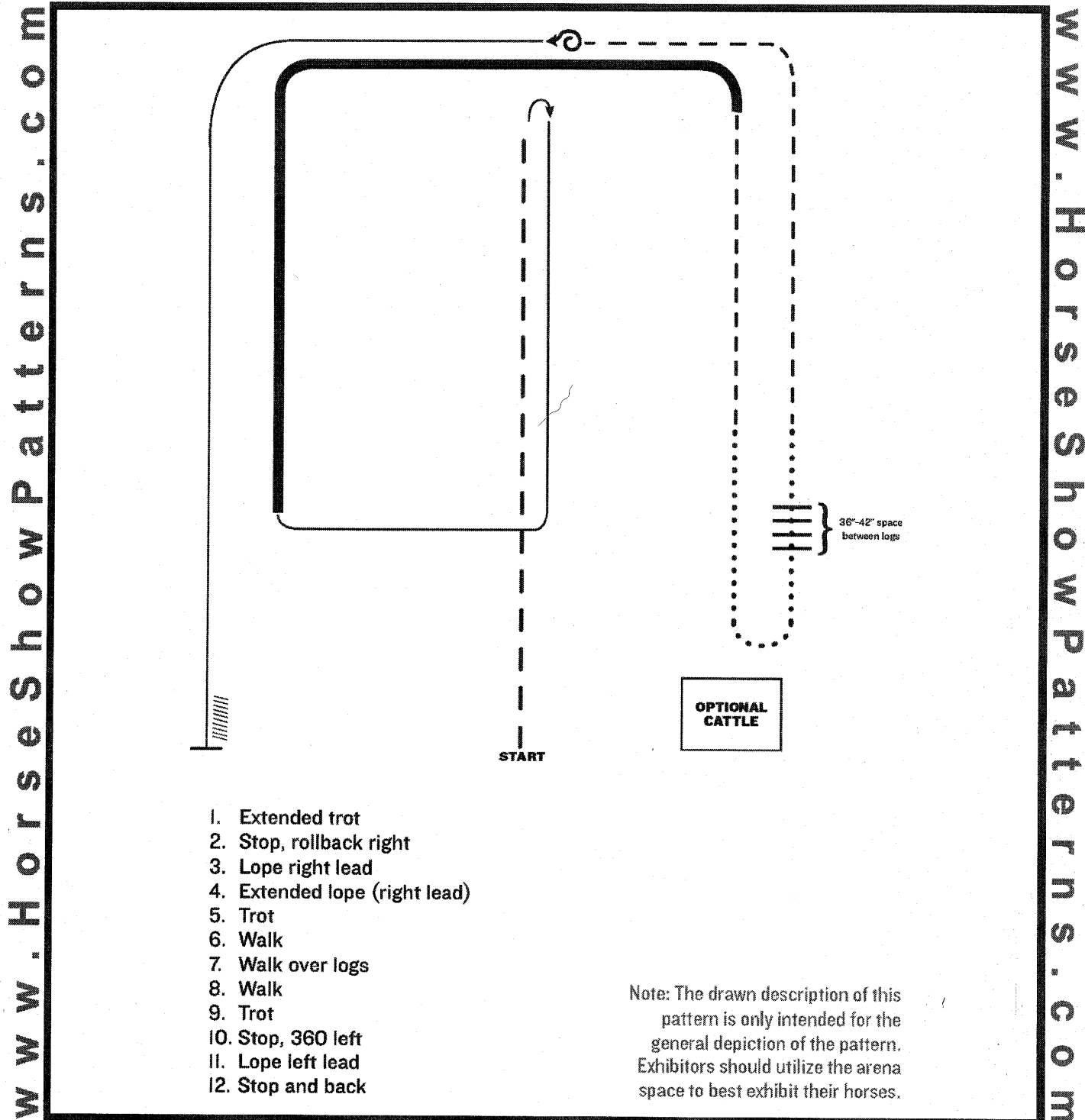
Pattern Provided by:

SHANNON CURL-HOLBIN

NWFQHA MARCH MADNESS CIRCUIT

ALL RANCH RIDING

Show Date: MARCH 22-24, 2024



[RR/AQHA-15]

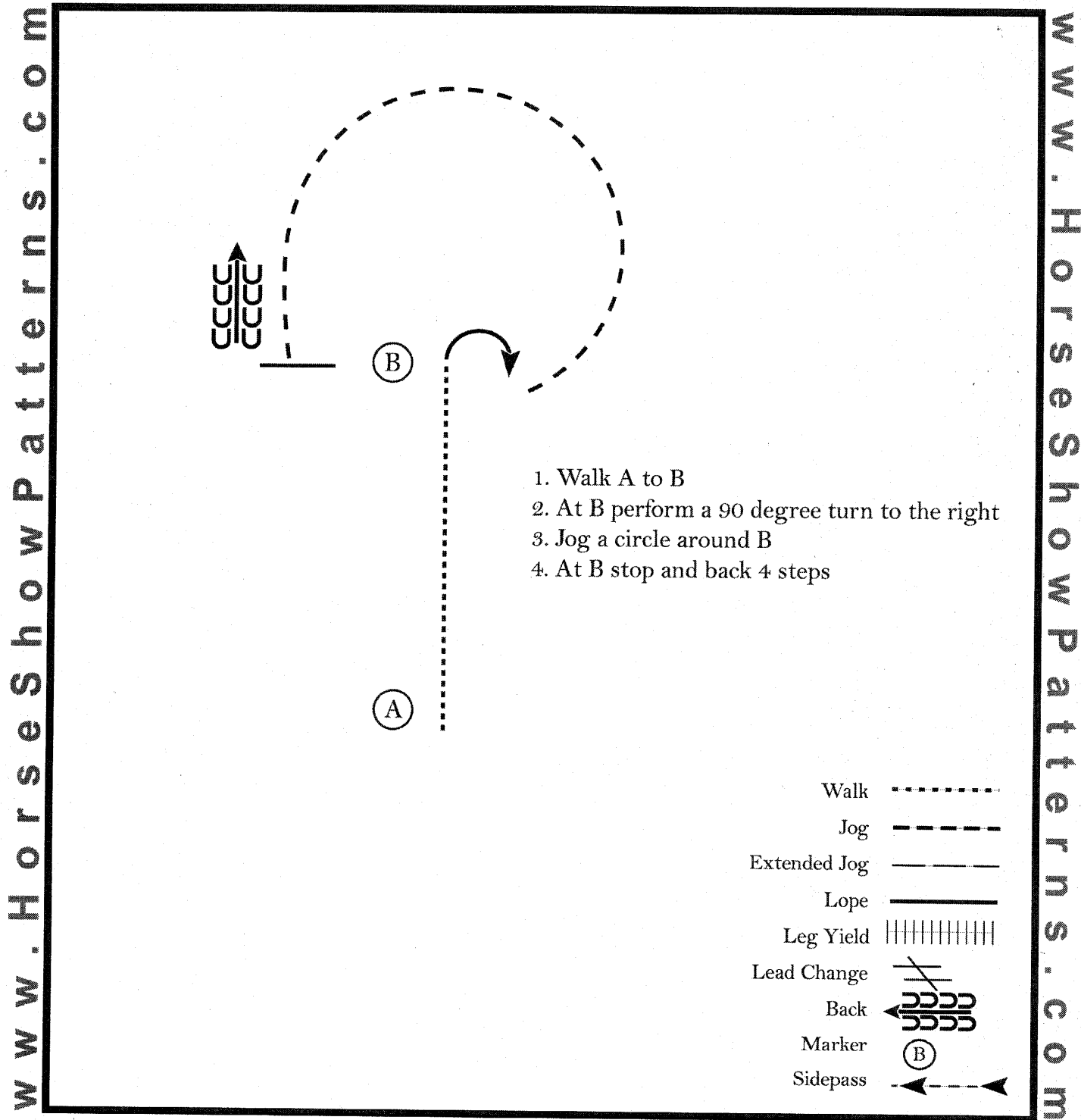
Pattern Provided by:

SHANNON CURL-HOLBIN

NWFQHA MARCH MADNESS CIRCUIT

Walk-Trot Horsemanship

Show Date: MARCH 22-24, 2024



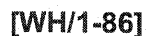
[WH/WT-7]

Pattern Provided by:

SHANNON CURL-HOLBIN

www.HorseShowPatterns.com

www.HorseshowPatterns.com



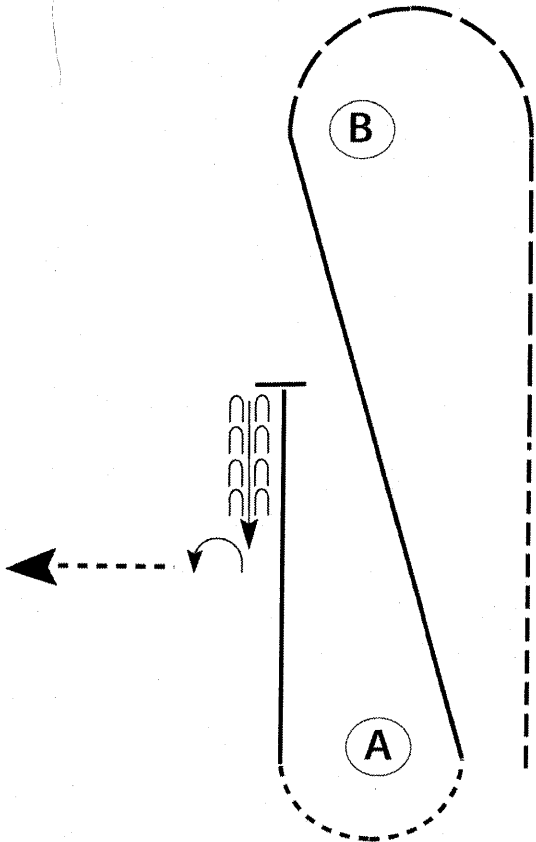
©2024 HorseShowPatterns.com. All Rights Reserved.

NWFQHA MARCH MADNESS CIRCUIT

AM, SELECT & YTH HORSEMANSHIP

Show Date: MARCH 22-24, 2024

www.HorseShowPatterns.com


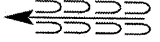


www.HorseShowPatterns.com

Be ready at A.

1. Jog halfway to B.
2. Extend the jog to and around B.
3. Lope on the left lead diagonally back to A.
4. Walk around A.
5. Lope on the right lead halfway to B.
6. Stop and back approximately two horse lengths.
7. Perform a 1/4 turn to the left.
8. Walk straight away.

Follow the instructions of your ring steward.

Walk	-----
Jog	- - - - -
Extended Jog	- - - - -
Lope	
Lead Change	
Back	
Marker	(B)

Pattern Provided by:

SHANNON CURL-HOLBIN

[WH/2-86]

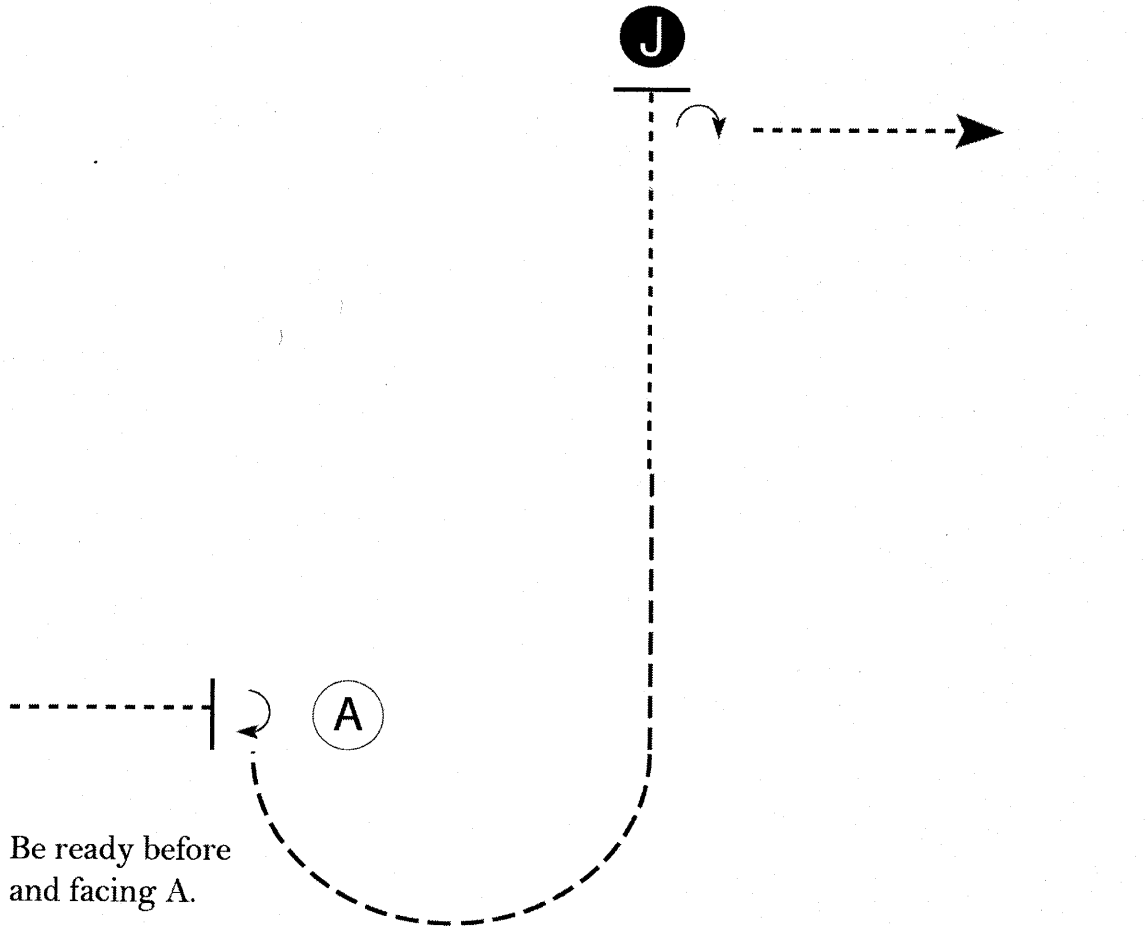
NWFQHA MARCH MADNESS CIRCUIT

SMALL FRY SHOWMANSHIP

Show Date: MARCH 22-24, 2024

www.HorseShowPatterns.com

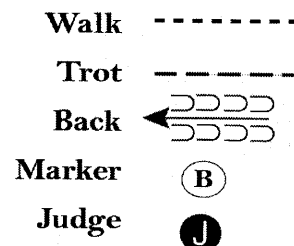
www.HorseShowPatterns.com



Be ready before
and facing A.

1. Walk to A.
2. Stop and perform a 1/4 turn.
3. Trot in a half circle and halfway to Judge..
4. Walk to judge and set up for inspection.
5. When dismissed, perform a 1/4 turn and walk straight away from Judge.

Follow the instructions of your ring steward.



[S/WT-82]

Pattern Provided by:

SHANNON CURL-HOLBIN

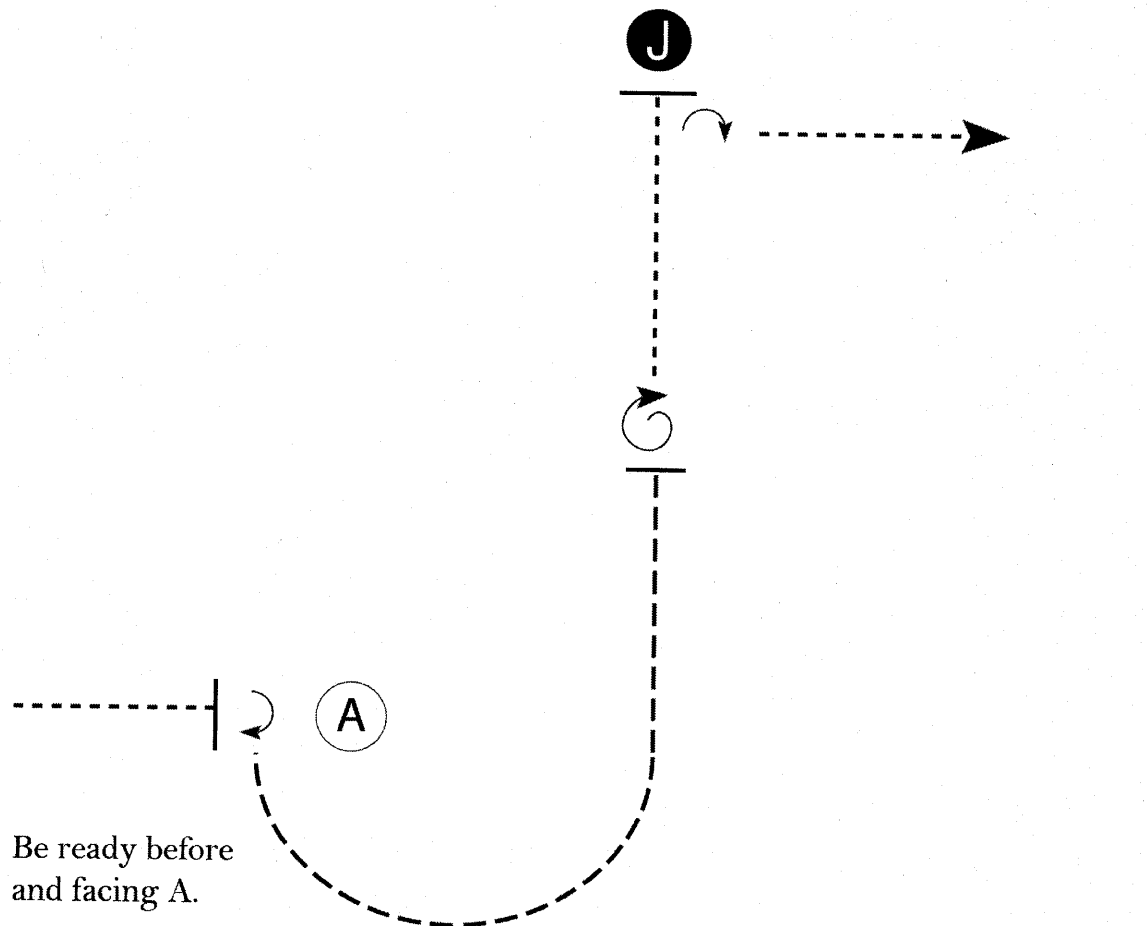
NWFQHA MARCH MADNESS CIRCUIT

LEVEL 1 SHOWMANSHIP

Show Date: MARCH 22-24, 2024

www.HorseShowPatterns.com

www.HorseShowPatterns.com



1. Walk to A.
2. Stop and perform a 1/4 turn.
3. Trot in a half circle and halfway to Judge.
4. Stop and perform a full (360 degree) turn.
5. Walk to judge and set up for inspection.
6. When dismissed, perform a 1/4 turn and walk straight away from Judge.

Follow the instructions of your ring steward.

Walk	-----
Trot	-----
Back	← ↖ ↗ ↘ ↙ ↕ ↘ ↗ ↖ ↙
Marker	ⓑ
Judge	ⓐ

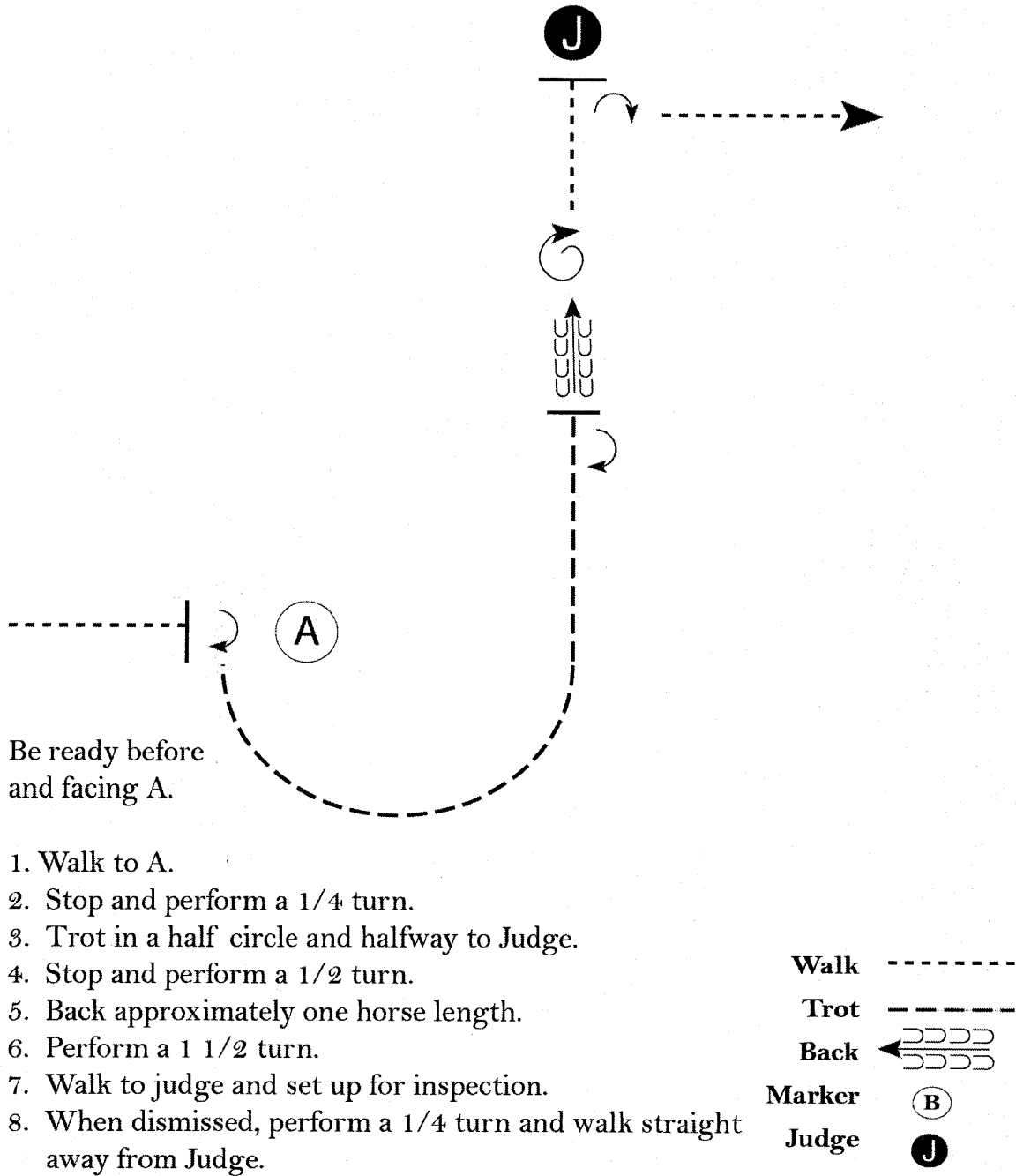
[S/1-82]

Pattern Provided by:
SHANNON CURL-HOLBIN

NWFQHA MARCH MADNESS CIRCUIT

AM, SELECT & YTH SHOWMANSHIP

Show Date: MARCH 22-24, 2024



Follow the instructions of your ring steward.

[S/2-82]

Pattern Provided by:

SHANNON CURL-HOLBIN

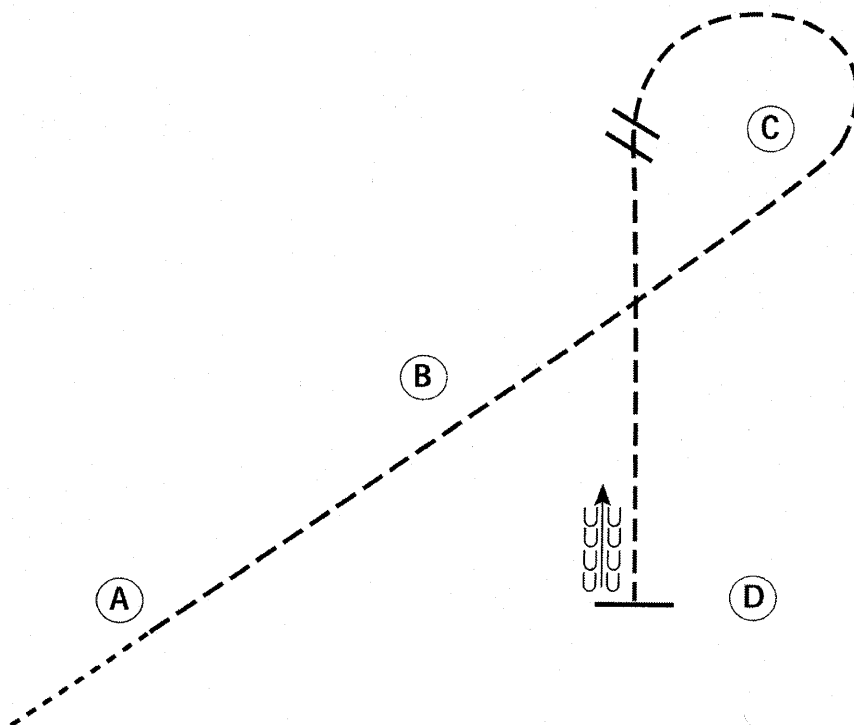
NWFQHA MARCH MADNESS CIRCUIT

Walk-Trot Hunt Seat Equitation

Show Date: MARCH 22-24, 2024

www.HorseShowPatterns.com

www.HorseShowPatterns.com



Be ready before A.

1. Walk to A.
2. Sitting trot to B.
3. Posting trot on the right diagonal to and around C.
4. At C, change diagonals.
5. Posting trot on the left diagonal to D.
6. Stop at D. Back approximately one horse length.
7. Follow the instructions of your ring steward.

Walk	-----
Trot	- - - - -
Extended Trot	— — — — —
Canter	— — — — —
Leg Yield	
Lead Change	— — — — —
Back	← ← ← ← ←
Marker	(B)
Sidepass	← — — — —
Hand Gallop	— — — — —

[HSE/WT-14]

Pattern Provided by:

SHANNON CURL-HOLBIN

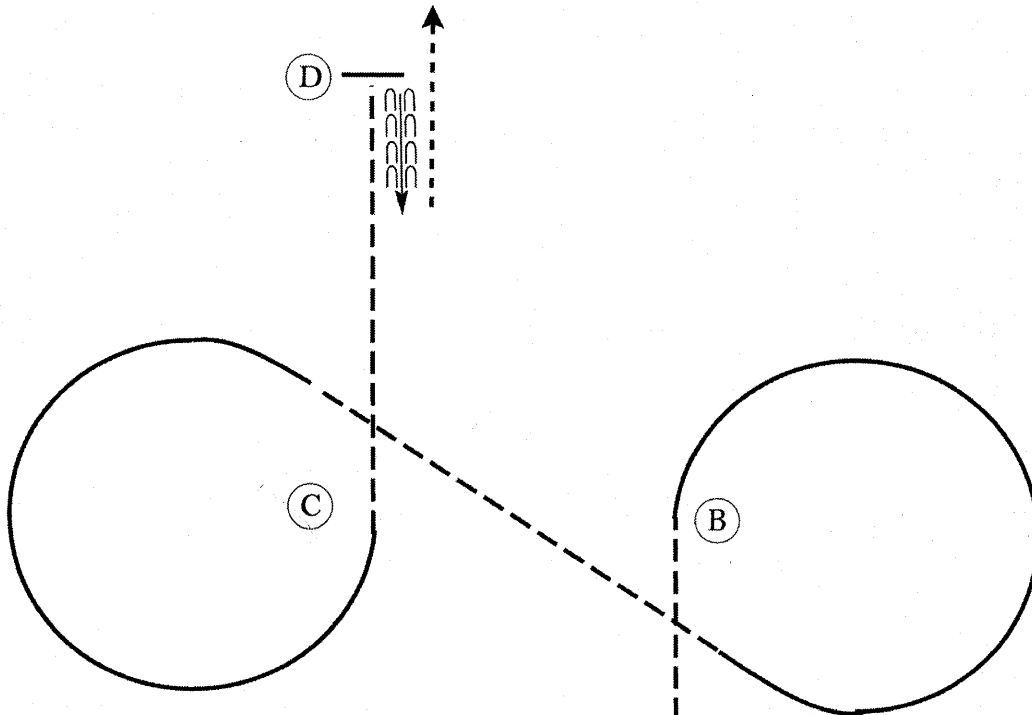
NWFQHA MARCH MADNESS CIRCUIT

LEVEL 1 EQUITATION

Show Date: MARCH 22-24, 2024

www.HorseShowPatterns.com

www.HorseShowPatterns.com



Be ready before A.

1. Walk to A.
2. Posting trot on the left diagonal to B.
3. At B, canter a circle to the right.
4. When even with B, sitting trot to C.
5. At C, canter a circle to the left.
6. Posting trot on the right diagonal from C to D.
7. Stop at D and back approximately one horse length.

Exit at a walk.

Follow the instructions of your ring steward.

Walk	-----
Trot	-----
Extended Trot	-----
Canter	-----
Leg Yield	
Lead Change	
Back	←←←←
Marker	(B)
Sidepass	←←←←
Hand Gallop	-----

[HSE/1-41]

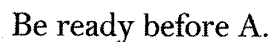
Pattern Provided by:

SHANNON CURL-HOLBIN

www.HorseShowPatterns.com

Show Date: MARCH 22-24, 2024

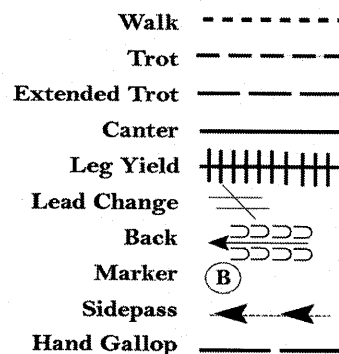
www.horshowpatterns.com



1. Walk to A.
2. Canter on the right lead to B.
3. Posting trot a circle to the right on the left diagonal.
4. When even with B, canter on the left lead to C.
5. At C, posting trot a circle to the left on the right diagonal.
6. Sitting trot from C to D.
7. Stop at D and back approximately one horse length.

Exit at a sitting trot.

Follow the instructions of your ring steward.



[HSE/2-41]

Pattern Provided by:

SHANNON CURL-HOLBIN